



Easy Chess Puzzle # 0117

By

G Bud Games
<https://gbud.in>

January 27, 2022

Contents

Easy Chess puzzle # 0117 - Gain opponent's rook in 2 moves	3
Easy chess puzzle 0117	3
Solution to easy chess puzzle 0117	4
Solution 1	4
Right moves for the solution to the easy chess puzzle 0117	6
Explanation for the moves	6
Categories of easy chess puzzle 0117	7
easy chess puzzle 0117 chart	7
How to view the solution to easy chess puzzle 0117	9
How to get help for moves in the easy chess puzzle 0117	10
Play chess for free	11

List of Figures

1	Solve this easy chess puzzle 0117. Gain opponent's rook in 2 moves @ https://gbud.in/gjgm2g1	3	
2	Solve this chess puzzle online with solution @ https://gbud.in/gjgm2g1		3
3	Initial board position of easy chess puzzle 0117	4	
4	Ra8+	5	
5	Kc7	5	
6	Rxf8	6	
7	easy chess puzzle 117 chart 1	7	
8	easy chess puzzle 117 chart 2	8	
9	easy chess puzzle 117 chart 3	8	
10	easy chess puzzle 117 chart 4	9	
11	Click the solution button to view solutions @ https://gbud.in/gjgm2g1	9	
12	Click the help button to get help on next move @ https://gbud.in/gjgm2g1	10	
13	Solve more easy puzzles @ https://gbud.in/chsezpz	10	
14	Solve other puzzles @ https://gbud.in/chsgppz	10	
15	Play chess online for free. Solve puzzles and play with friends	11	
16	Solve this puzzle online by scanning this QR code or go to the link below	12	

Easy Chess puzzle # 0117 - Gain opponent's rook in 2 moves

Solve this easy chess puzzle and improve your chess games through improvement of your chess strategies and chess tactics.

Puzzle No : 0117

Difficulty level : Easy

Description : Gain opponent's rook in 2 moves

Next Move : White

Player level : Beginner

Short URL for puzzle : <https://gbud.in/gjgm2g1>

Easy chess puzzle 0117




Figure 1: Solve this easy chess puzzle 0117. Gain opponent's rook in 2 moves @ <https://gbud.in/gjgm2g1>



Figure 2: Solve this chess puzzle online with solution @ <https://gbud.in/gjgm2g1>

Dont forget to check out [chess puzzles](#), [easy chess puzzles](#), [medium chess puzzles](#), [hard chess puzzles](#) and [chess puzzles collections](#) .

Solution to easy chess puzzle 0117

At this puzzle, next [move](#) is by [White](#). The objective of the puzzle is to gain opponent's rook in 2 moves.

See the interactive solution at the [puzzle page](#)

Solution 1

Initial board position This is the initial board position of easy chess puzzle 0117.




Figure 3: Initial board position of easy chess puzzle 0117

Move 1 Move by white




Figure 4: Ra8+

your **rook** moves to **a8** and gives **check** to opponent. your **rook** now targets the opponent's **rook** through a x-ray attack.

Move 2 Move by black




Figure 5: Kc7

opponent's **king** escapes from the **check** threat by moving to **c7**. this opens the eighth **rank** for your **rook**.

Move 3 Move by white




Figure 6: Rxf8

your **rook captures** opponent's hanging **rook**. this is a skewer attack. this is how you can gain opponent's **rook** in 2 **moves**.

Right moves for the solution to the easy chess puzzle 0117

Based on the objective of the puzzle, you have to make the right moves. Following are the right moves

1. Ra8+, Rxf8

Explanation for the moves

1. Ra8+ - Your rook moves to a8 and gives check to opponent. Your rook now targets the opponent's rook through a x-ray attack.
2. Kc7 - Opponent's king escapes from the check threat by moving to c7. This opens the eighth rank for your rook.
3. Rxf8 - Your rook captures opponent's hanging rook. This is a skewer attack. This is how you can gain opponent's rook in 2 moves.
4. For right move - You figured it how to gain the rook through a skewer attack. nice
5. For wrong move - You could have gained the rook after a check. You missed it. Try again

Categories of easy chess puzzle 0117

This easy chess puzzle falls in these categories.

1. [Easy chess puzzles](#)
2. [Gain puzzles in chess](#)
3. [Strategy puzzles in chess](#)
4. [Skewer puzzles in chess](#)
5. [Rook puzzles in chess](#)

easy chess puzzle 0117 chart



Figure 7: easy chess puzzle 117 chart 1



Figure 8: easy chess puzzle 117 chart 2



Figure 9: easy chess puzzle 117 chart 3




Figure 10: easy chess puzzle 117 chart 4

How to view the solution to easy chess puzzle 0117

To view the [solution to this puzzle](#), follow the steps given below

1. Go to the [puzzle page](#)
2. Click the solution button (Key as shown [below](#)) to view the solution



Figure 11: Click the solution button to view solutions @ <https://gbud.in/gjgm2g1>

How to get help for moves in the easy chess puzzle 0117

To get help or the possible next moves in the puzzle, , follow the steps given below

1. Go to the [puzzle page](#)
2. Click the help button (exclamation mark as shown [below](#)) to get help or suggestion on next possible [move](#)



Figure 12: Click the help button to get help on next move @ <https://gbud.in/gjgm2g1>



Figure 13: Solve more easy puzzles @ <https://gbud.in/chsezpz>



Figure 14: Solve other puzzles @ <https://gbud.in/chsgppz>

Play chess for free

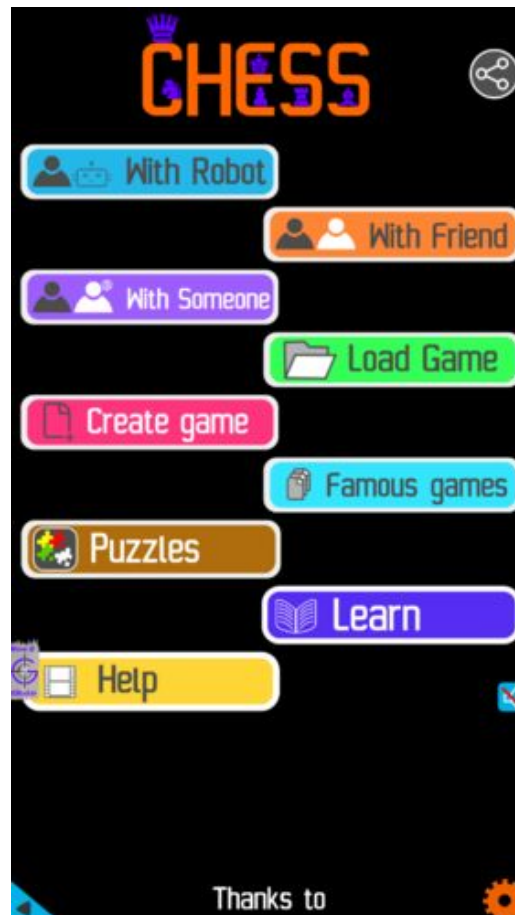


Figure 15: Play chess online for free. Solve puzzles and play with friends

Play chess for free at <https://gbud.in/chs>

We present you a platform to play chess online with friends for free. No need to install any app. You can play chess for free without registration or login.

Simple. You can do several chess related activities.

1. solve chess puzzles
2. learn about chess
3. play chess with computer
4. play chess with friend
5. create your own chess games

6. [fen viewer](#)
7. [fen editor](#)
8. [fen generator](#)
9. [pgn viewer](#)
10. [chess board editor](#)
11. [view famous chess games.](#)



Figure 16: Solve this puzzle online by scanning this QR code or go to the link below

<https://gbud.in/gjgm2g1>

Read the latest article on Easy Chess puzzle # 0117 - Gain opponent's rook in 2 moves by scanning this QR code or click the link

Previous article : « [Easy Chess puzzle # 0116 - Mate in 1 move](#)

Next article : [Easy Chess puzzle # 0118 - You lost your queen. What will you do »](#)

[Back to top](#)

[Contact Us](#)